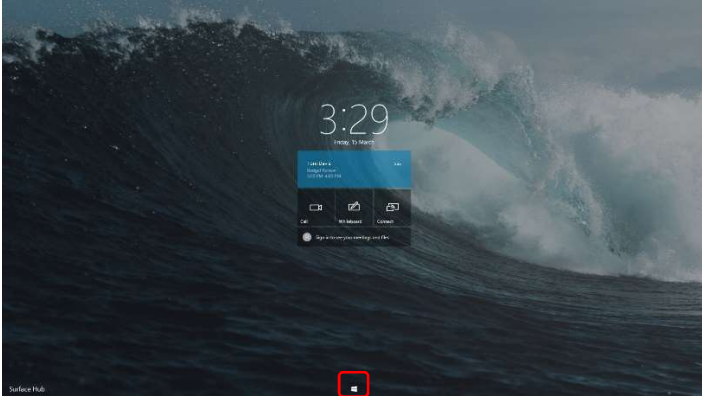
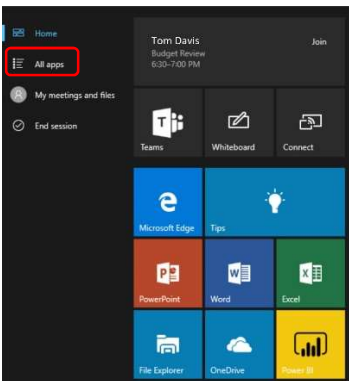


Microsoft Surface Hub 2S

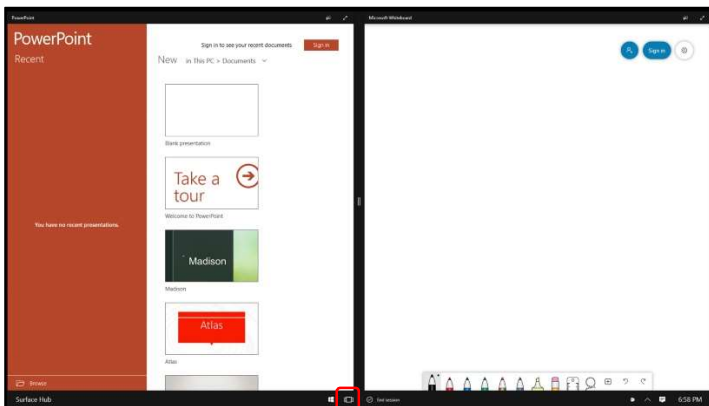
Navigation basics in Windows 10 Team Edition



1. Press the **Windows** button at the bottom of the screen to display the Start Menu.



2. Select a tile to open that app or select **All apps** to display the list of all apps installed on Surface Hub.



3. Two apps can be displayed side-by-side. You can drag the divider bar left and right to resize the apps and you can switch between multiple apps by pressing **Task View** at the bottom of the screen.